

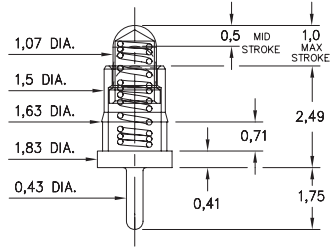
# SPRING-LOADED PINS

## DISCRETE SPRING-LOADED CONTACTS • THROUGH-HOLE MOUNT

### 0906-0

0906-0-15-20-76-14-11-0

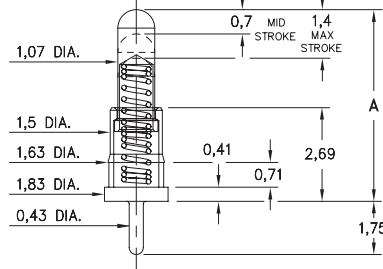
Short stroke, Solder mount in 0,51 min. mounting hole. Also available with insulated sleeve, see page 19.5



### 0906-1 ⇔ 4,8

0906-X-15-20-7X-14-11-0

Standard stroke, Solder mount in 0,51 min. mounting hole. Also available with insulated sleeve, see page 19.5



Basic Part Number	Length A
-------------------	----------

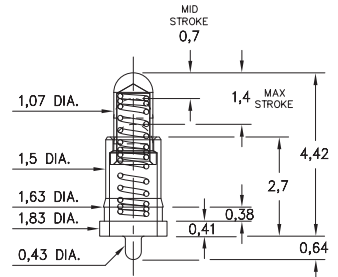
0906-1	4,5
0906-2	5,0
0906-3	5,51
0906-4	5,99
*0906-8	3,94

\*0906-8 has a 0,5 Mid. Stroke & 1,0 Max. Stroke

### 0930

0930-0-15-20-75-14-11-0

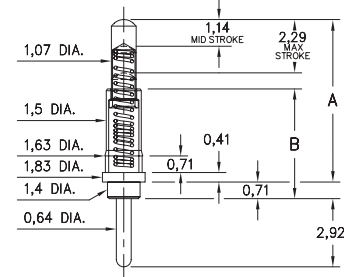
Standard stroke Solder mount in .051 min. mounting hole



### 0914

0914-0-15-20-77-14-11-0

Long stroke Solder mount in 0,74 min. mounting hole



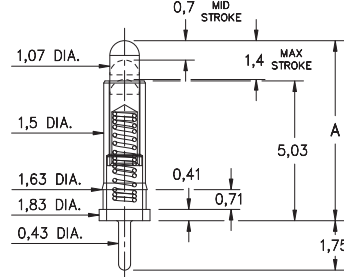
Basic Part Number	Length A	Length B
-------------------	----------	----------

0914-0	6,96	4,7
0914-1	7,72	6,15
0914-2	8,48	6,91
0914-3	9,25	7,67

### 0908-0 ⇔ 9

0908-X-15-20-75-14-11-0

Standard stroke Solder mount in 0,51 min. mounting hole



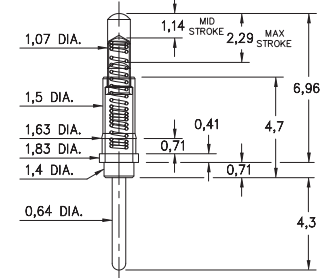
Basic Part Number	Length A
-------------------	----------

0908-0	6,48
0908-1	6,99
0908-2	7,49
0908-3	8,0
0908-4	8,51
0908-5	8,89
0908-6	9,4
0908-7	9,91
0908-8	10,41
0908-9	10,92

### 0932

0932-0-15-20-77-14-11-0

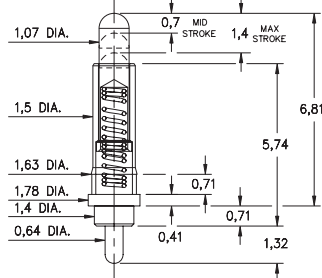
Long stroke Solder mount in 0,74 min. mounting hole



### 0901

0901-0-15-20-75-14-11-0

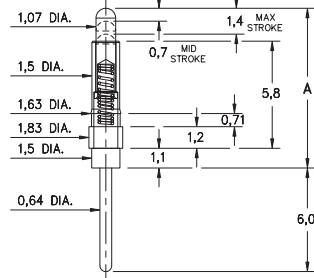
"Legacy P/N 0901-0-00-00-00-00-11-0" Solder mount in 0,74 min. mounting hole



### 0929

0929-X-15-20-75-14-11-0

Standard stroke Solder mount in 0,74 min. mounting hole



Basic Part Number	Length A
-------------------	----------

0929-0	8,64
0929-7	12,2

#### Material Specifications:

**Sleeve & Plunger Material:** Copper Alloy  
**Spring Material:** Beryllium Copper  
**Sleeve & Plunger Finish:** 0,5µm Gold over Nickel  
**Spring Finish:** 0,25µm Gold over Nickel  
**Dimensions:** Millimeters  
**Tolerances On:** Lengths: ± 0,15  
 Diameters: ± 0,051  
 Angles: ± 2°



#### Mechanical & Electrical Specifications:

**Durability:** 1,000,000 cycles  
**Current Rating:** 2A continuous, 3A peak  
**Contact Resistance:** 20 mΩ max.  
**Environmental Specifications:**  
**Operating temperature range:** -55/+125°C

**75, 76, 77 Springs are not interchangeable**

Order Code: 09XX - X - 15 - 20 - 7X - 14 - 11 - 0

Spring Number

Spring Number	Mid. Stroke	Max. Stroke	Force @ Mid. Stroke	Initial Force (Pre-Load)
75	0,7	1,4	60 g	25 g
76	0,5	0,99	60 g	25 g
77	1,14	2,29	60 g	25 g

