



IB IL 24 TC-PAC

Order No.: 2861360

<http://eshop.phoenixcontact.de/phoenix/treeViewClick.do?UID=2861360>

Inline thermistor terminal block, complete with accessories (connecting plug and labeling field), 2-wire connection method

Commercial data

GTIN (EAN)	 4 017918 894306
sales group	K412
Pack	1 pcs.
Customs tariff	85389091
Catalog page information	Page 285 (AX-2009)

Product notes

WEEE/RoHS-compliant since:
06/02/2008



<http://www.download.phoenixcontact.com>
Please note that the data given here has been taken from the online catalog. For comprehensive information and data, please refer to the user documentation. The General Terms and Conditions of Use apply to Internet downloads.

Technical data

General data

Width	12.2 mm
Height	119.8 mm
Depth	71.5 mm
Weight	50 g

Note on weight specifications	Without plug
Mounting type	DIN rail
Ambient temperature (operation)	-25 °C ... 55 °C
Ambient temperature (storage/transport)	-25 °C ... 85 °C
Permissible humidity (operation)	-25 % ... 55 % (75% average, 85% seldom)
Permissible humidity (storage/transport)	-25 % ... 85 %
Air pressure (operation)	80 kPa ... 106 kPa (up to 2000 m above sea level)
Air pressure (storage/transport)	70 kPa ... 106 kPa (up to 3000 m above sea level)
Degree of protection	IP20
Protection class	III, IEC 61140, EN 61140, VDE 0140-1
Test section	5 V supply incoming remote bus/7.5 V supply (bus logic) 500 V AC 50 Hz 1 min
	5 V supply outgoing remote bus/7.5 V supply (bus logic) 500 V AC 50 Hz 1 min
	7.5 V supply (bus logics)/24 V analog supply (analog I/O) 500 V AC 50 Hz 1 min
	24 V analog supply (analog I/O) / functional earth ground 500 V AC 50 Hz 1 min
	Thermistor / all other areas 1200 V AC 50 Hz 1 min

Interface

Name	Inline local bus
Type of connection	Inline data jumper
Transmission speed	500 kbps
	500 kBit/s
Transmission physics	Copper

Inline potential routing

Communications power U_L	7.5 V DC (via voltage jumper)
Current consumption from U_L	max. 60 mA
Segment supply voltage U_S	24 V DC
Current consumption from U_S	max. 500 mA
I/O supply voltage U_{ANA}	24 V DC
Current consumption from U_{ANA}	0 A DC
	0 A DC
Power consumption	max. 12 W (For $R = 12 \Omega$, $L = 1.2 \text{ H}/48 \Omega$)

Analog inputs

Number of inputs	1
Input name	Resistance sensor
Description of the input	Input for PTC thermistor
Type of connection	Spring-cage connection
Connection method	2-wire
Sensor types (RTD) that can be used	PTC thermistor according to DIN 44081 or DIN 44082
Linear resistance measuring range	2.7 k Ω ... 3.5 k Ω (Shutdown range, total resistance) 50 Ω ... 2.25 k Ω (Operating range, total resistance)
Nominal value of the current sources	max. 1.2 mA (For non-load voltage of < 8 V DC)
Input filter time	Typ. 10 ms

Analog outputs

Number of outputs	1
Type of connection	Spring-cage connection
Connection method	2-wire
Type of protection	Short-circuit and overload proof
Current output signal	500 mA (per output)
Voltage output signal	24 V DC ()
Load/output load voltage output	< 2.7 k Ω (Total resistance for output signal HIGH)

Certificates / Approvals



Certification GOST

Accessories

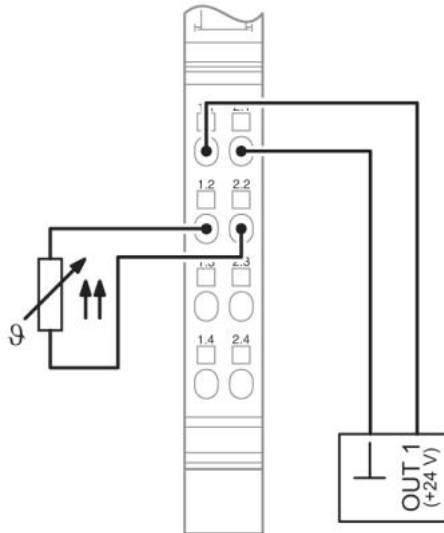
Item	Designation	Description
------	-------------	-------------

Marking

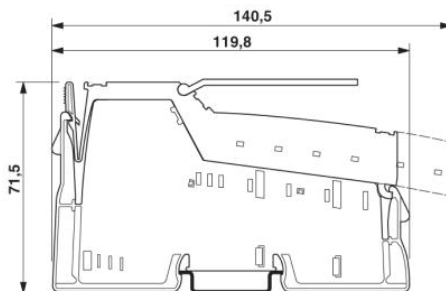
0809492	ESL 62X10	Insert strip for laser printer, lettering field: 62 x 10 mm
---------	-----------	---

Diagrams/Drawings

Connection diagram



Dimensioned drawing



Address

PHOENIX CONTACT Deutschland GmbH
Flachmarktstr. 8
32825 Blomberg, Germany
Phone +49 5235 3 12000
Fax +49 5235 3 41200
<http://www.phoenixcontact.de>



© 2011 Phoenix Contact
Technical modifications reserved;